

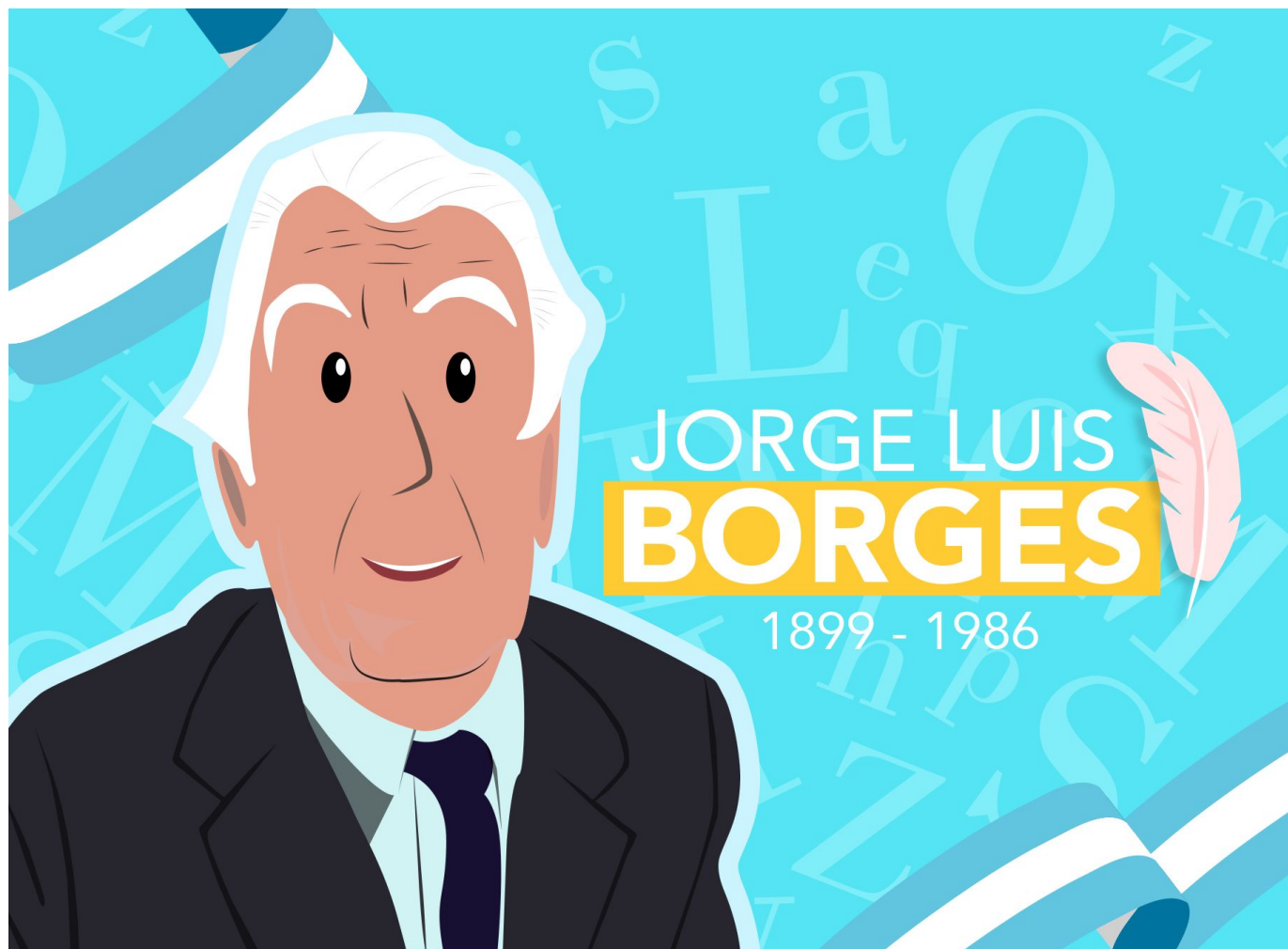


The book of Sand



The book of Sand

Let's review the video "The book of Sand".



The book of Sand

1. What is the history “The book of Sand” about?
2. What is the dilemma facing the protagonist?
3. Why can't the protagonist reach the book's first or last page?



Some reflections

- It is impossible to reach the first page of the book because, every time one tries to approach it, several pages appear. The same thing happens when one tries to get to the last page.
- The protagonist cannot convince himself of the impossibility of reaching the first and last pages. However, the seller claims that “it can’t be, but it is.”
- The seller assures that the book is infinite and that no page is the first or the last.



Important assumptions

Let us consider that the sand book has the following properties:

- Each sheet has a sheet immediately before it and one immediately after it.
- Given two book sheets, one can always get from one to the other by turning pages.

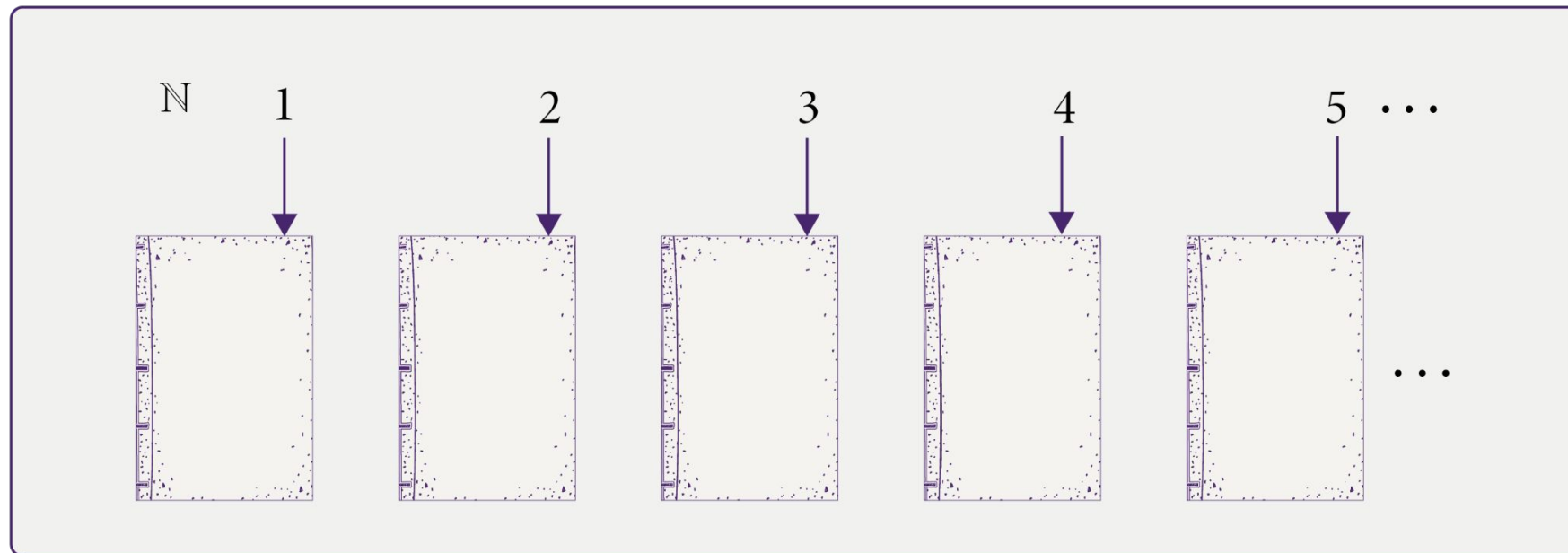
Activity 1

Let us consider the sheets of the Book of Sand as if they were numbers so that:

- Each sheet correspond to a different number.
- If one sheet is before another, a smaller number corresponds to it.

Is it possible to do this using natural numbers? Justify.

Activity 1



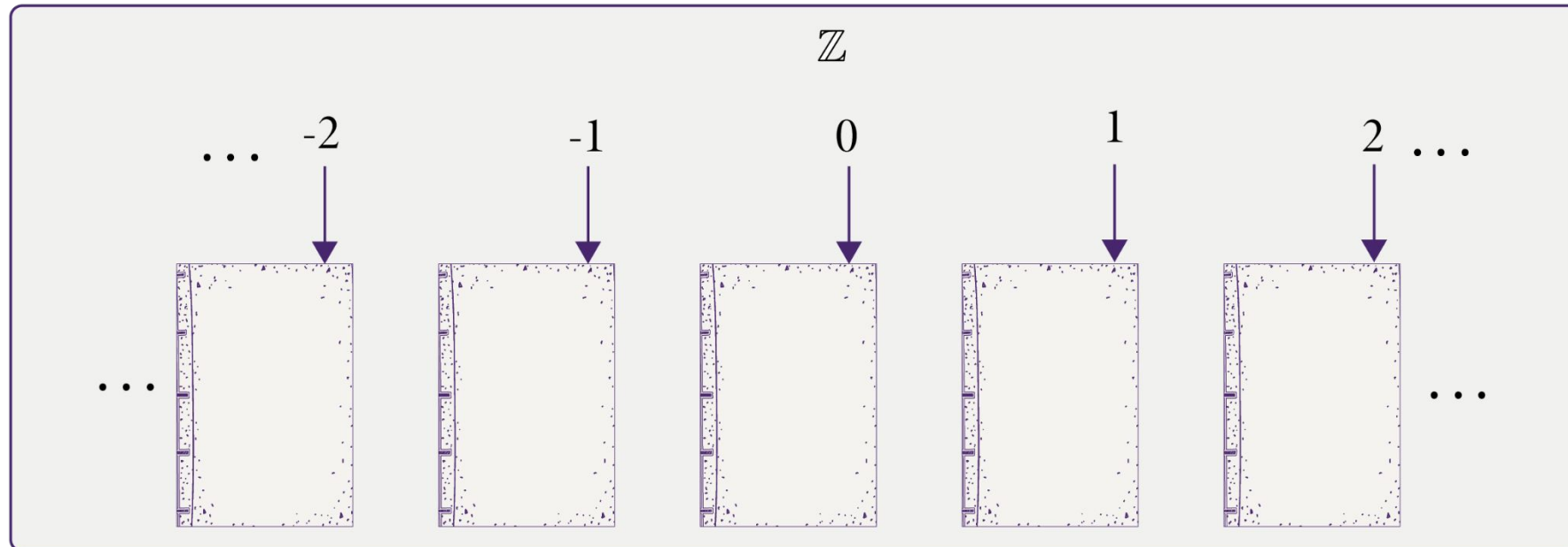
Since natural numbers have a first element, the first page could be reached from any other page, which contradicts the seller's statement in the story that no page in the Book of Sand is the first.

Activity 2

As in the previous activity, let us consider the pages of the book of Sand with both conditions.

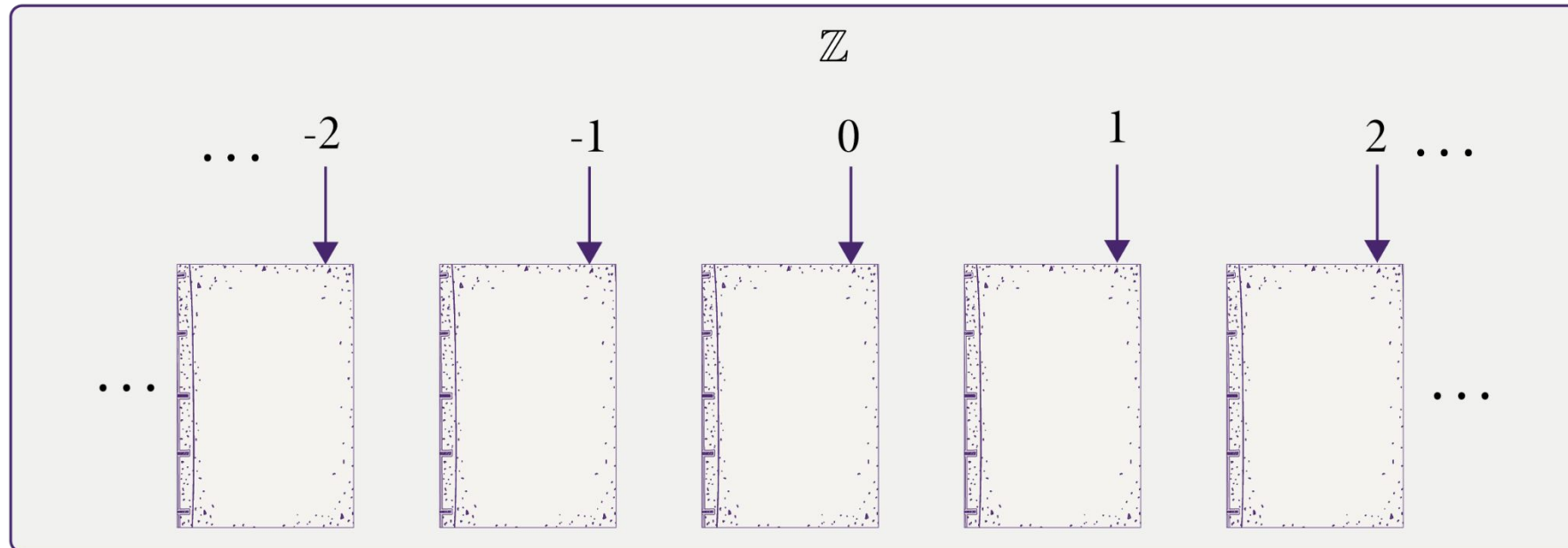
Is it possible to do that using integers? Justify.

Activity 2



Because integers make up an ordered set without a first or last element, if we assigned these numbers to the pages of a book, we would obtain an infinite book where no page would be considered the first or the last.

Activity 2



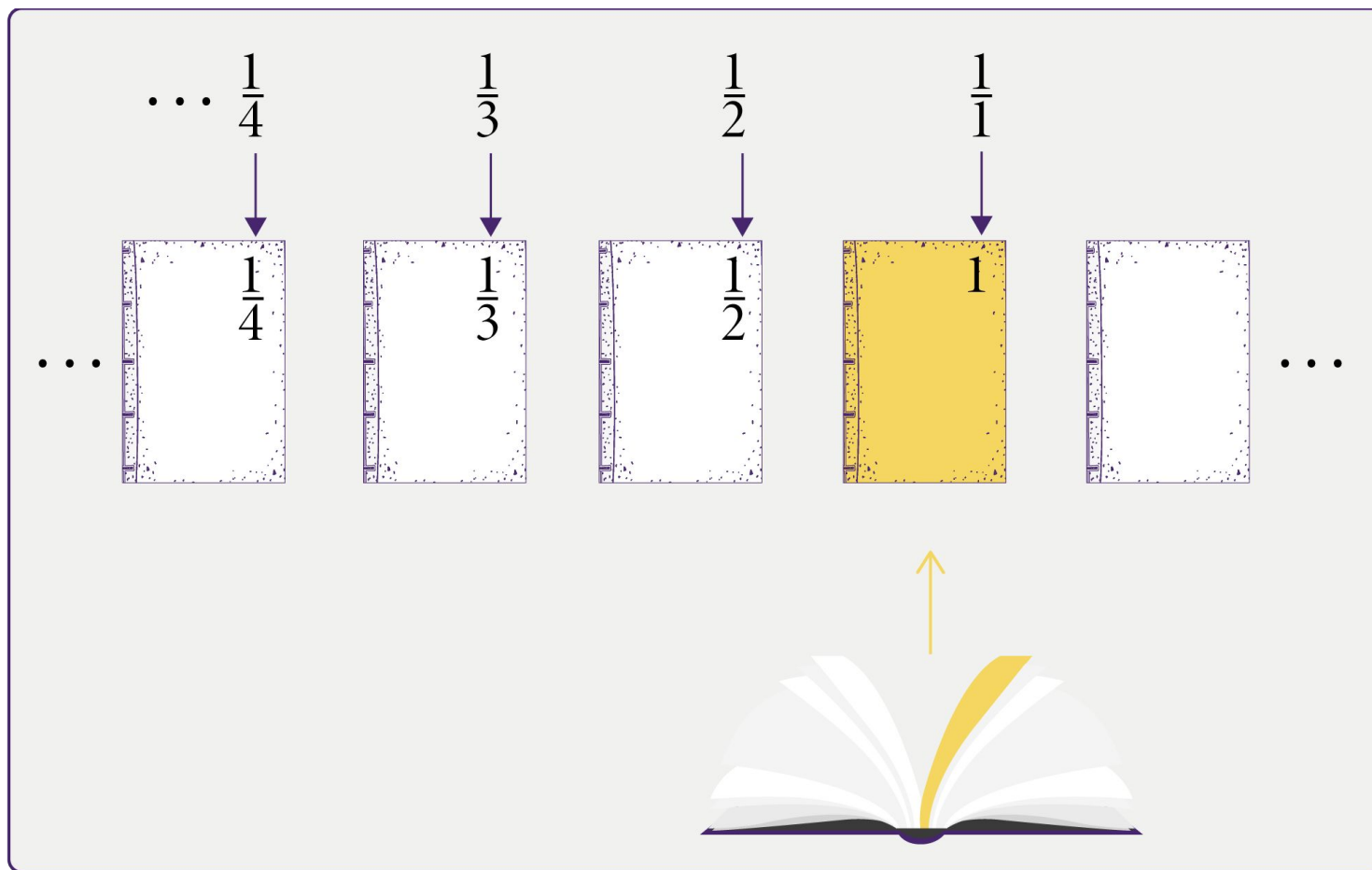
It is essential to understand that the assumption that each sheet of the sand book has a previous sheet, and a next sheet allows us to associate them with integer numbers. If we don't consider this assumption, the possibility of associating other numerical sets to the pages of the sand book opens up.

Activity 3

Let us now think of an imaginary book in which all its pages can be labeled in the following way:

- We open this book on any page, and we assign it 1, to the previous one the number $\frac{1}{2}$, to the one before that the number $\frac{1}{3}$, and so on.
- With this procedure, we label only the sheet we chose and the previous ones. Later, we will see how to label the subsequent sheets.

Activity 3



Activity 3

1. How many sheets are there between the sheet labeled with the number $\frac{1}{10}$ and the sheet labeled with the number $\frac{1}{2}$, both included?
2. If $m > n$, both natural numbers, which sheet comes before, the one labeled $\frac{1}{n}$ or the one labeled $\frac{1}{m}$?
3. Does this book have a first sheet?
4. If we label the front cover, what number would be appropriate to assign it?

Activity 4

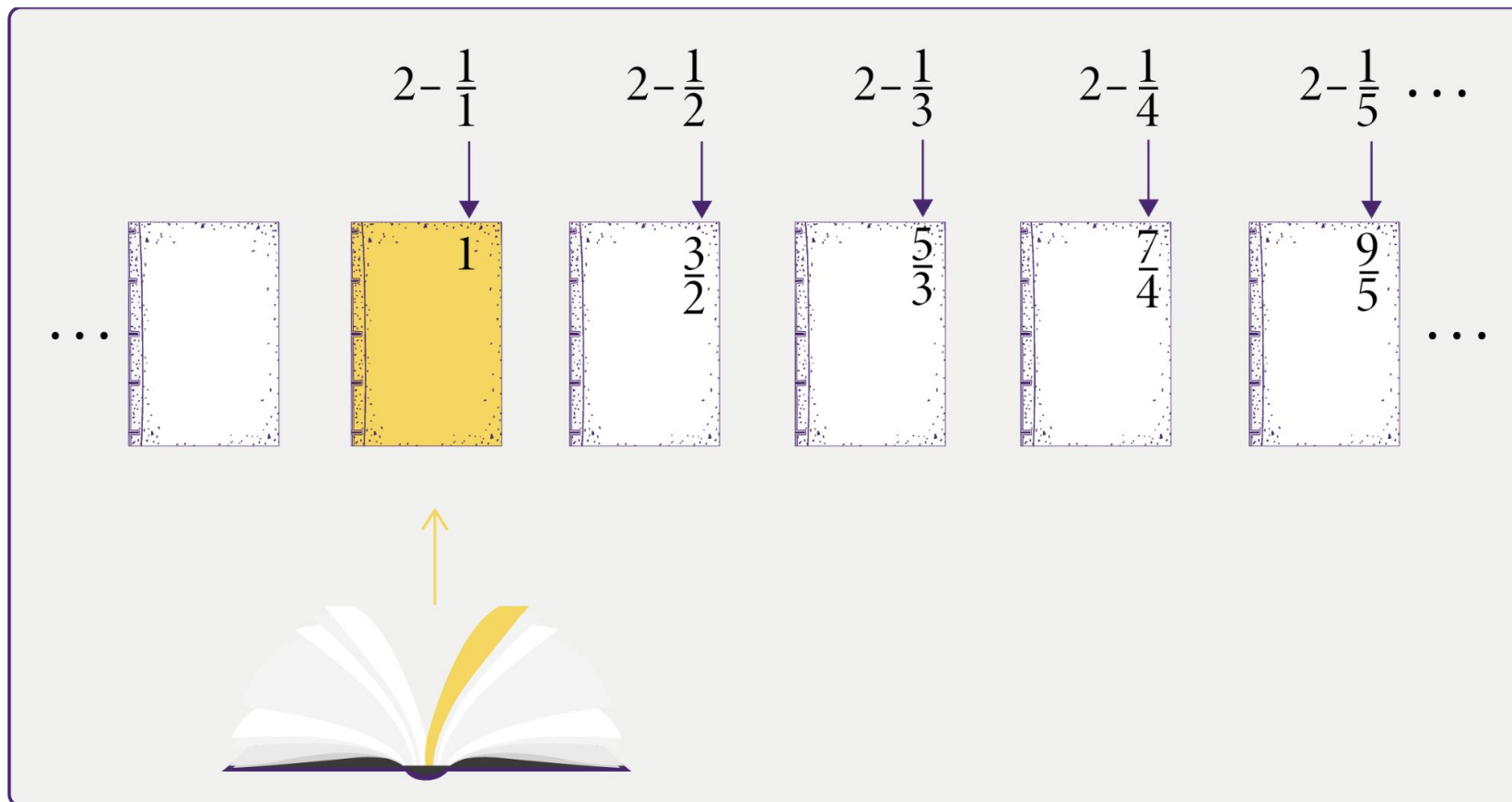
Let us continue labeling the sheets of the book from the previous activity as follows:

- To the sheet following the one that we labeled with 1, we give the number

$$2 - \frac{1}{2} = \frac{3}{2}$$

- Which is followed by $2 - \frac{1}{3}$, that is, $\frac{5}{3}$, which is followed by $2 - \frac{1}{4}$, that is $\frac{7}{4}$, and so on.

Activity 4



Activity 4

1. If we count 10 sheets starting from the one labeled with the number 1, what label does that sheet have?
2. How many sheets are there between the sheet labeled $\frac{1}{2}$ and the sheet labeled $\frac{9}{5}$, including both?
3. Does this book have a last sheet?
4. If we label the back cover, what number would be appropriate to assign it?

Conclusions

- To label the sheets of the book, we use the terms of two **sequences of real numbers**:

$$\{a_n\} = \left\{1, \frac{1}{2}, \frac{1}{3}, \frac{1}{4}, \dots\right\} \longrightarrow a_n = \frac{1}{n}$$

$$\{b_n\} = \left\{1, \frac{3}{2}, \frac{5}{3}, \frac{7}{4}, \dots\right\} \longrightarrow b_n = 2 - \frac{1}{n}$$

Conclusions

- The terms of the sequence $\{a_n\}$ get close as you want to 0 without ever reaching it. This behavior can be expressed with the following language and notation:

$$\lim_{n \rightarrow \infty} a_n = \lim_{n \rightarrow \infty} \frac{1}{n} = 0$$

The sequence $\{a_n\}$ converges to 0.

Conclusions

- The terms of the sequence $\{b_n\}$ get close as you want to 2 without ever reaching it. This behavior can be expressed with the following language and notation:

$$\lim_{n \rightarrow \infty} b_n = \lim_{n \rightarrow \infty} \left(2 - \frac{1}{n} \right) = 2$$

The sequence $\{b_n\}$ converges to 2.



The Book of Sand

